



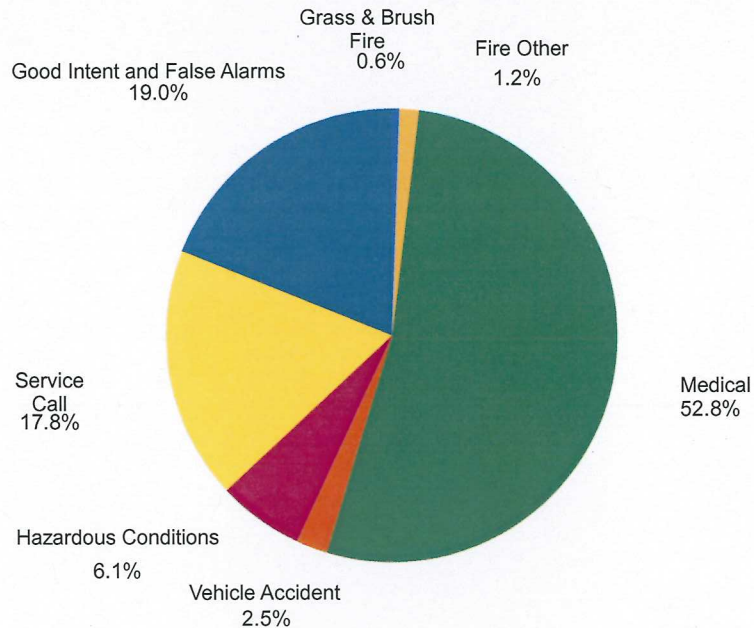
Incidents By Station

7/1/2013 - 7/31/2013

	Grass & Brush Fire	Fire Other	Medical	Vehicle Accident	Hazardous Conditions	Service Call	Good Intent and False Alarms	Total
Station 18	0	0	13	0	1	2	6	22
Station 19	0	0	27	2	1	18	12	60
Station 20	0	0	14	2	2	1	4	23
Station 21	1	2	32	0	6	8	9	58
Total	1	2	86	4	10	29	31	163

Incident Count

Grass & Brush Fire	0.6%
Fire Other	1.2%
Medical	52.8%
Vehicle Accident	2.5%
Hazardous Conditions	6.1%
Service Call	17.8%
Good Intent and False Alarms	19.0%
Total:	100.0%



AGENDA ITEM # 3
 Date 9/11/13

Hazardous Conditions: electrical wiring problem, biological hazard, potential accident, combustible/flammable spills and leaks, chemical release, reaction or toxic conditions
Good Intent: no emergency found, authorized controlled burns, steam/gas mistaken for smoke, EMS call where party has already been transported
Service Call: public service assistance, person in distress, water problem, smoke or odor removal, animal problem/rescue, unauthorized burning, assist other fire station
 Report does not include: Mutual Aid Given and Auto Aid Given



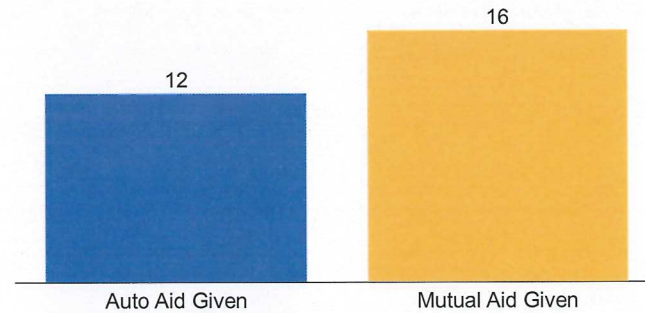
Response By Apparatus

7/1/2013 - 7/31/2013

	Building Fire	Fire Grass & Brush	Fire Other	Medical	Vehicle Accident	Hazardous Conditions	Service Call	Good Intent	False Alarms	Total
C20	1	1	1		1	1		1		6
E18				1					1	2
E19		2	1	30	1	2	19	9	4	68
E20	1	1	1	12	2	3	3	5	2	30
E21	1		2	39	2	6	7	7	2	66
E23		1		15	1	1	2	5	2	27
E621		1					1			2
U18				1						1
Total	3	6	5	98	7	13	32	27	11	202

Aid Given and Received

	Total
Auto Aid Given	12
Mutual Aid Given	16

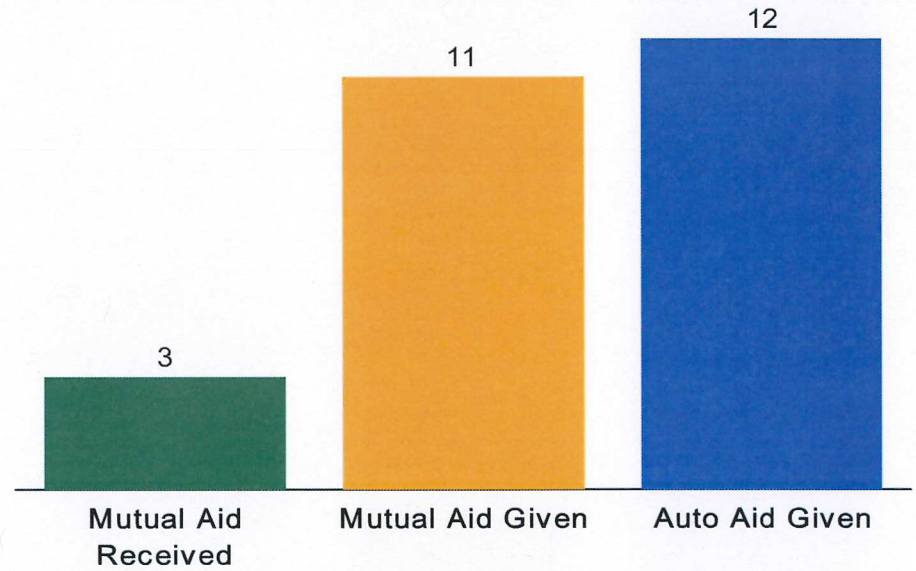




Auto Aid and Mutual Aid 2013

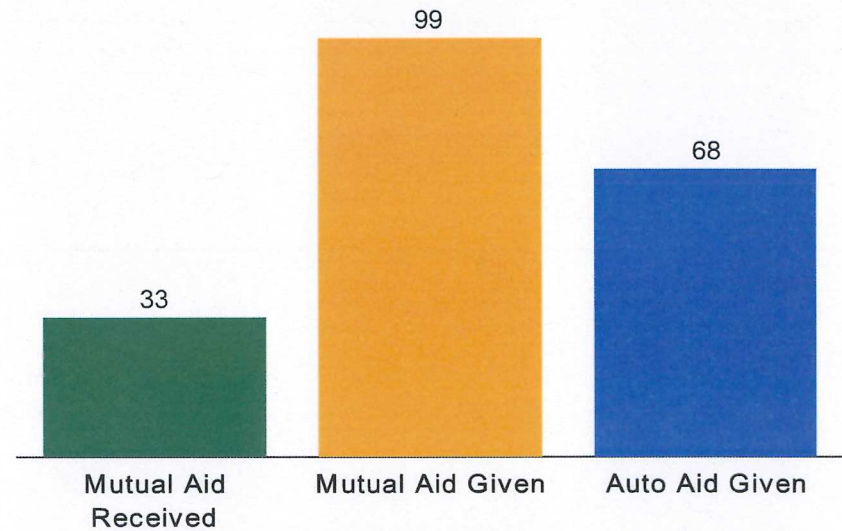
July 2013

	Mutual Aid Received	Mutual Aid Given	Auto Aid Given
Station 18	0	4	1
Station 19	0	0	4
Station 20	1	0	0
Station 21	2	5	7
BATT	0	2	0
Total	3	11	12



Year to Date - July

	Mutual Aid Received	Mutual Aid Given	Auto Aid Given
Station 18	8	44	6
Station 19	9	5	12
Station 20	6	1	1
Station 21	10	35	49
BATT	0	14	0
Total	33	99	68

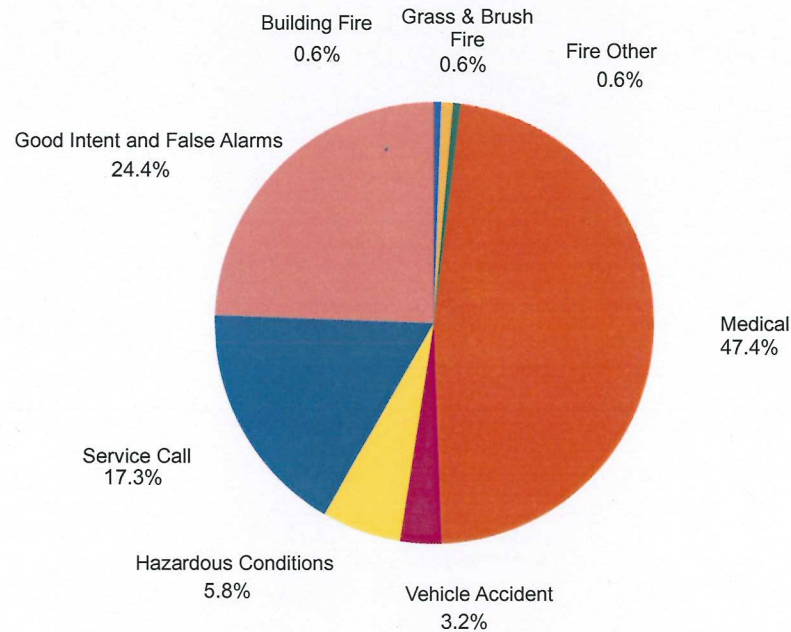




Incidents By Station

8/1/2013 - 8/31/2013

	Building Fire	Grass & Brush Fire	Fire Other	Medical	Vehicle Accident	Hazardous Conditions	Service Call	Good Intent and False Alarms	Total
Station 18	0	0	0	7	0	3	1	11	22
Station 19	0	0	0	23	3	3	10	12	51
Station 20	0	1	1	9	0	2	8	6	27
Station 21	1	0	0	35	2	1	8	9	56
Total	1	1	1	74	5	9	27	38	156



Hazardous Conditions: electrical wiring problem, biological hazard, potential accident, combustible/flammable spills and leaks, chemical release, reaction or toxic conditions
Good Intent: no emergency found, authorized controlled burns, steam/gas mistaken for smoke, EMS call where party has already been transported
Service Call: public service assistance, person in distress, water problem, smoke or odor removal, animal problem/rescue, unauthorized burning, assist other fire station
 Report does not include: Mutual Aid Given and Auto Aid Given.



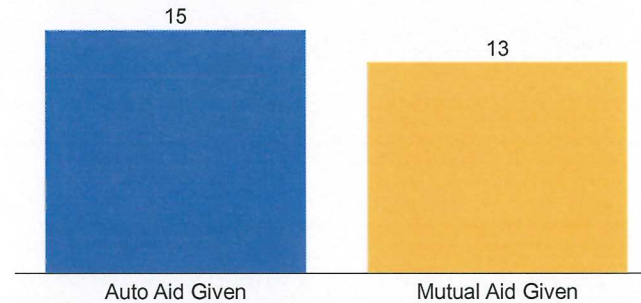
Response By Apparatus

8/1/2013 - 8/31/2013

	Building Fire	Fire Other	Medical	Vehicle Accident	Hazardous Conditions	Service Call	Good Intent	False Alarms	Total
C20	2	1	1	1	1		4		10
E18			6		2	1	3	5	17
E19	1	1	25	3	5	10	7	6	58
E20	1	1	11		3	6	1	7	30
E21	1	1	36	3	1	10	9	2	63
E22						1			1
E23			4		1		2	5	12
E621						3			3
U18			1						1
Total	5	4	84	7	13	31	26	25	195

Aid Given and Received

	Total
Auto Aid Given	15
Mutual Aid Given	13

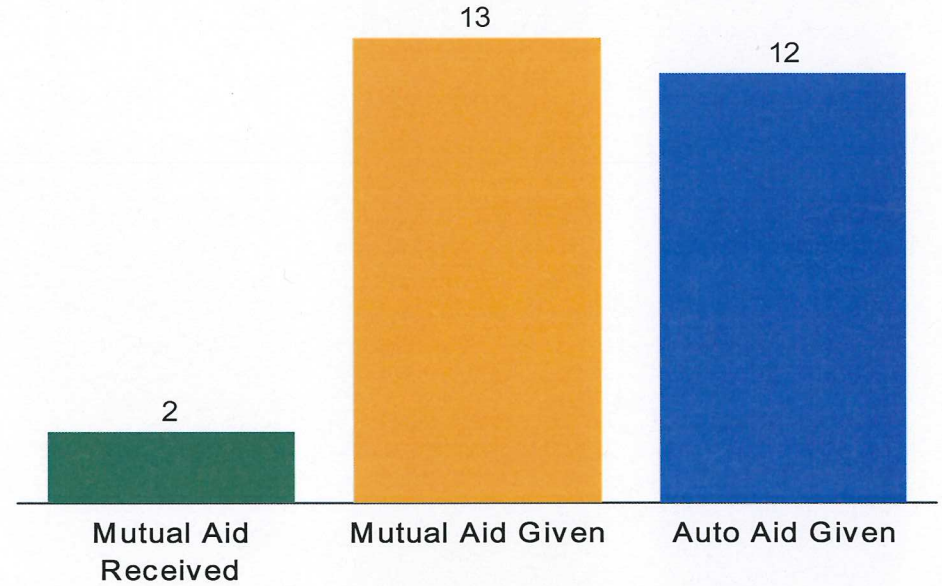




Auto Aid and Mutual Aid 2013

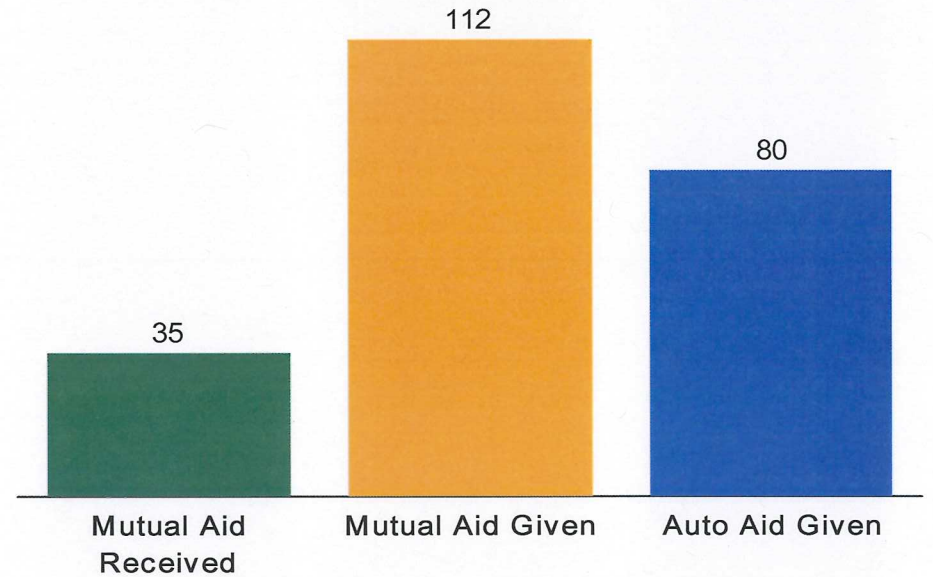
August 2013

	Mutual Aid Received	Mutual Aid Given	Auto Aid Given
Station 18	1	5	1
Station 19	0	0	2
Station 20	0	0	0
Station 21	1	3	9
BATT	0	5	0
Total	2	13	12



Year to Date - August

	Mutual Aid Received	Mutual Aid Given	Auto Aid Given
Station 18	9	49	7
Station 19	9	5	14
Station 20	6	1	1
Station 21	11	38	58
BATT	0	19	0
Total	35	112	80





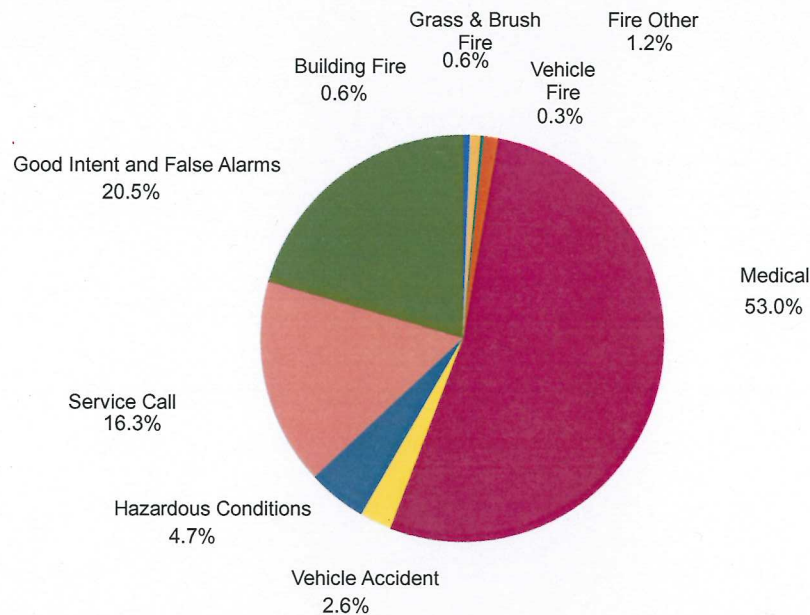
Incidents By Station

1/1/2013 - 8/31/2013


	Building Fire	Grass & Brush Fire	Vehicle Fire	Fire Other	Medical	Vehicle Accident	Hazardous Conditions	Service Call	Good Intent and False Alarms	Total
Station 18	0	1	0	0	71	5	11	24	42	154
Station 19	4	3	4	6	221	14	18	77	103	450
Station 20	2	2	0	2	123	6	13	37	45	230
Station 21	2	2	0	7	245	8	17	65	66	412
Total	8	8	4	15	660	33	59	203	256	1,246

Incident Count

Building Fire	0.6%
Grass & Brush Fire	0.6%
Vehicle Fire	0.3%
Fire Other	1.2%
Medical	53.0%
Vehicle Accident	2.6%
Hazardous Conditions	4.7%
Service Call	16.3%
Good Intent and False Alarms	20.5%
Total:	100.0%



Hazardous Conditions: electrical wiring problem, biological hazard, potential accident, combustible/flammable spills and leaks, chemical release, reaction or toxic conditions
Good Intent: no emergency found, authorized controlled burns, steam/gas mistaken for smoke, EMS call where party has already been transported
Service Call: public service assistance, person in distress, water problem, smoke or odor removal, animal problem/rescue, unauthorized burning, assist other fire station
 Report does not include: Mutual Aid Given and Auto Aid Given



Response By Apparatus

1/1/2013 - 8/31/2013

	Building Fire	Fire Grass & Brush	Fire Other	Fire Vehicle	Medical	Vehicle Accident	Hazardous Conditions	Service Call	Good Intent	False Alarms	Total
C20	14	8	11		4	4	15	1	19	1	77
E18	8	4	3		77	11	10	32	34	20	199
E19	9	7	12	3	187	12	25	76	56	31	418
E20	8	3	6		89	4	15	30	21	15	191
E21	9	1	8	1	266	12	26	70	68	19	480
E22	2	1			66	2	7	15	25	7	125
E23	2	2	3		40	1	8	13	14	10	93
E621	1	6	1		12			7	2		29
OES		1			3	1		1	3		9
U18					5						5
U19							1				1
Total	53	33	44	4	749	47	107	245	242	103	1,627

Aid Given and Received

	Total
Auto Aid Given	93
Mutual Aid Given	143

