

# Response By Apparatus

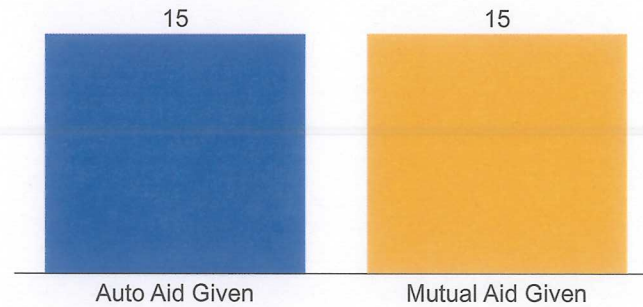
6/1/2013 - 6/30/2013

	Building Fire	Fire Grass & Brush	Fire Other	Medical	Vehicle Accident	Hazardous Conditions	Service Call	Good Intent	False Alarms	Total
C20	3	3	3		1	3	1	2		16
E18	3	3		7	1		6	4	1	25
E19	3	3	2	25	1	3	15	5	2	59
E20	3	2	3	19	1	4	6	8	2	48
E21	2		2	48	2	4	7	9	1	75
E22						1	1			2
E23			2	2		1	1			6
E621	1	3		2			2	1		9
U18				1						1
U19						1				1
Total	15	14	12	104	6	17	39	29	6	242

AGENDA ITEM # 3  
 Date 7/10/13

## Aid Given and Received

	Total
Auto Aid Given	15
Mutual Aid Given	15





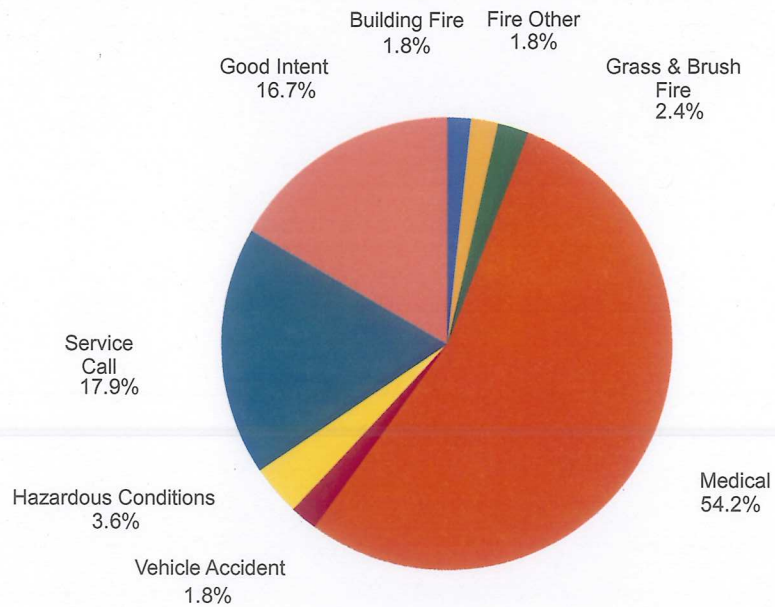
# Incidents By Station

6/1/2013 - 6/30/2013


	Building Fire	Grass & Brush Fire	Fire Other	Medical	Vehicle Accident	Hazardous Conditions	Service Call	Good Intent	Total
Station 18	0	1	0	7	0	1	5	1	15
Station 19	2	1	1	25	1	0	12	9	51
Station 20	0	1	1	17	1	2	4	10	36
Station 21	1	0	2	42	1	3	9	8	66
<b>Total</b>	<b>3</b>	<b>3</b>	<b>4</b>	<b>91</b>	<b>3</b>	<b>6</b>	<b>30</b>	<b>28</b>	<b>168</b>

## Incident Count

Building Fire	1.8%
Grass & Brush Fire	1.8%
Fire Other	2.4%
Medical	54.2%
Vehicle Accident	1.8%
Hazardous Conditions	3.6%
Service Call	17.9%
Good Intent	16.7%
<b>Total:</b>	<b>100.0%</b>



**Hazardous Conditions:** electrical wiring problem, biological hazard, potential accident, combustible/flammable spills and leaks, chemical release, reaction or toxic conditions  
**Good Intent:** no emergency found, authorized controlled burns, steam/gas mistaken for smoke, EMS call where party has already been transported  
**Service Call:** public service assistance, person in distress, water problem, smoke or odor removal, animal problem/rescue, unauthorized burning, assist other fire station  
 Report does not include: Mutual Aid Given and Auto Aid Given



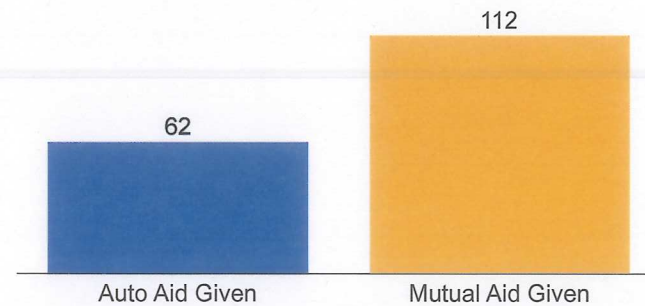
# Response By Apparatus

1/1/2013 - 6/30/2013

	Building Fire	Fire Grass & Brush	Fire Other	Fire Vehicle	Medical	Vehicle Accident	Hazardous Conditions	Service Call	Good Intent	False Alarms	Total
C20	11	7	8		3	2	13	1	14	1	60
E18	8	4	2		70	11	8	31	31	14	179
E19	8	5	9	3	132	8	18	47	40	21	291
E20	6	2	3		66	2	9	21	15	6	130
E21	7	1	5	1	191	7	19	53	52	15	351
E22	2	1			66	2	7	14	25	7	124
E23	2	1	3		21		6	11	7	3	54
E621	1	5			12			3	2		23
OES		1			3	1		1	3		9
U18					3						3
U19							1				1
<b>Total</b>	<b>45</b>	<b>27</b>	<b>30</b>	<b>4</b>	<b>567</b>	<b>33</b>	<b>81</b>	<b>182</b>	<b>189</b>	<b>67</b>	<b>1,225</b>

## Aid Given and Received

	Total
Auto Aid Given	62
Mutual Aid Given	112





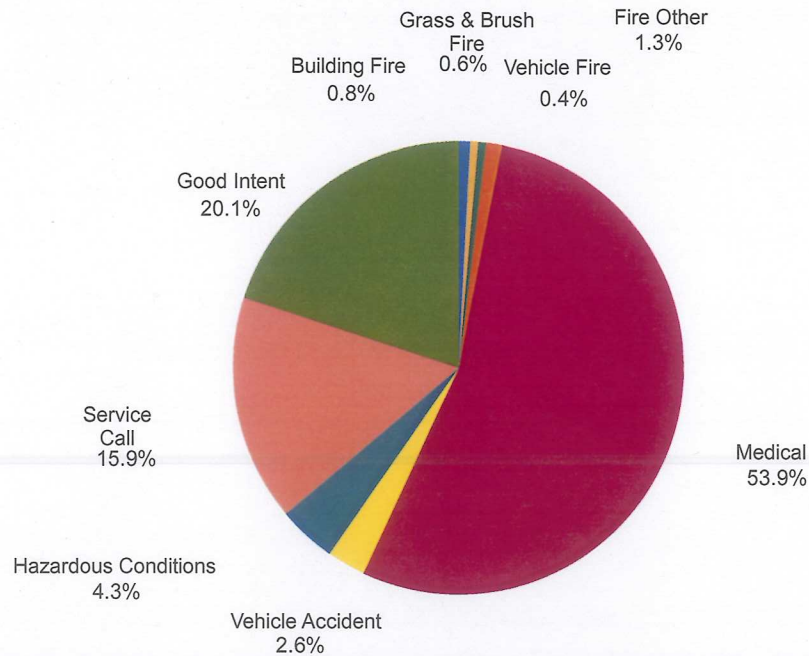
# Incidents By Station

1/1/2013 - 6/30/2013

	Building Fire	Grass & Brush Fire	Vehicle Fire	Fire Other	Medical	Vehicle Accident	Hazardous Conditions	Service Call	Good Intent	Total
Station 18	0	1	0	0	51	5	7	21	25	110
Station 19	4	3	4	6	171	9	14	49	79	339
Station 20	2	1	0	1	101	4	9	28	35	181
Station 21	1	1	0	5	178	6	10	50	48	299
<b>Total</b>	<b>7</b>	<b>6</b>	<b>4</b>	<b>12</b>	<b>501</b>	<b>24</b>	<b>40</b>	<b>148</b>	<b>187</b>	<b>929</b>

## Incident Count

Building Fire	0.8%
Grass & Brush Fire	0.6%
Vehicle Fire	0.4%
Fire Other	1.3%
Medical	53.9%
Vehicle Accident	2.6%
Hazardous Conditions	4.3%
Service Call	15.9%
Good Intent	20.1%
<b>Total:</b>	<b>100.0%</b>



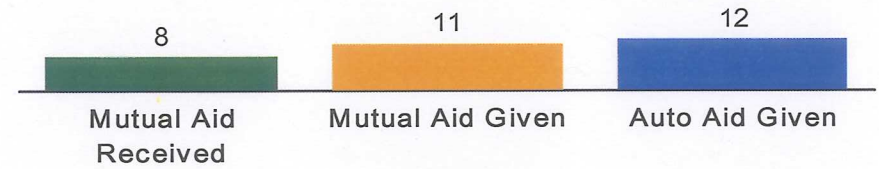
**Hazardous Conditions:** electrical wiring problem, biological hazard, potential accident, combustible/flammable spills and leaks, chemical release, reaction or toxic conditions  
**Good Intent:** no emergency found, authorized controlled burns, steam/gas mistaken for smoke, EMS call where party has already been transported  
**Service Call:** public service assistance, person in distress, water problem, smoke or odor removal, animal problem/rescue, unauthorized burning, assist other fire station  
 Report does not include: Mutual Aid Given and Auto Aid Given



# Auto Aid and Mutual Aid 2013

## June 2013

	Mutual Aid Received	Mutual Aid Given	Auto Aid Given
Station 18	3	5	2
Station 19	3	2	1
Station 20	1	0	0
Station 21	1	3	9
BATT	0	1	0
<b>Total</b>	<b>8</b>	<b>11</b>	<b>12</b>



## Year to Date - June

	Mutual Aid Received	Mutual Aid Given	Auto Aid Given
Station 18	7	40	5
Station 19	9	5	8
Station 20	4	1	0
Station 21	8	28	42
BATT	0	12	0
<b>Total</b>	<b>28</b>	<b>86</b>	<b>55</b>

