

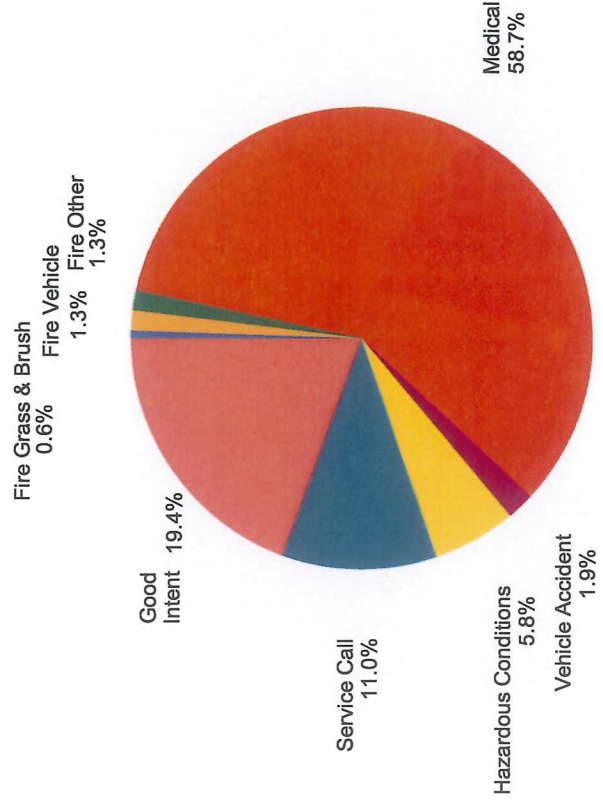


Response By Station

4/1/2013 - 4/30/2013

	Fire Grass & Brush	Fire Other	Fire Vehicle	Medical	Vehicle Accident	Hazardous Conditions	Service Call	Good Intent	Total
Station 18	0	0	0	12	2	4	0	4	22
Station 19	0	2	2	22	0	3	5	10	44
Station 20	0	0	0	14	0	1	6	4	25
Station 21	1	0	0	43	1	1	6	12	64
Total	1	2	2	91	3	9	17	30	155

Incident Count






Response By Apparatus

4/1/2013 - 4/30/2013

	Fire Grass & Brush	Fire Other	Fire Vehicle	Medical	Vehicle Accidents	Hazardous Conditions	Service Call	Good Intent	False Alarms	Total
C20			1	1	1	1		1		4
E18			16	3	3	2	3	2		29
E19		2	21	2	3	7	4	5		44
E20			9	2	2	6	2	1		20
E21			29	1	2	3	5	2		42
E22	1		12			3	5	1		22
E23			6	2	2	1	4	1		14
E621			3			1	1			5
ODR			2							2
Total	1	2	99	5	13	23	25	12	182	

Aid Given and Received

	Total
Auto Aid Given	7
Mutual Aid Given	14
Mutual Aid Received	7



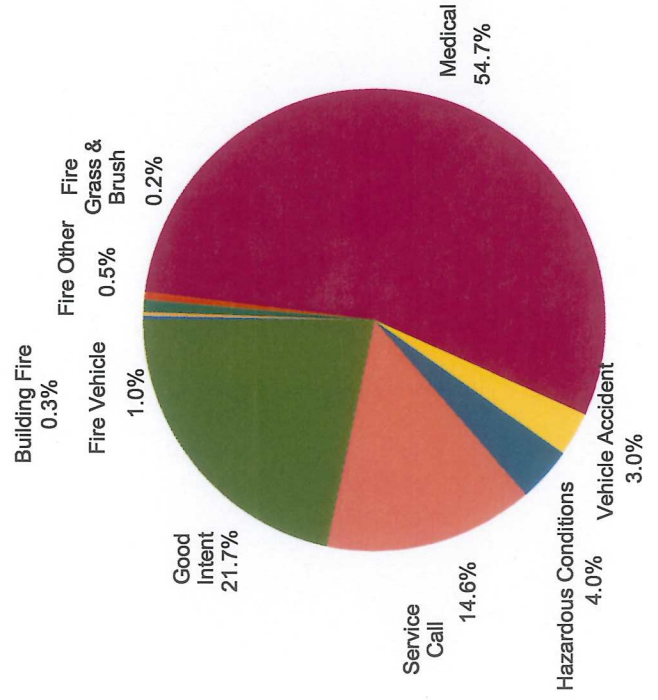


Response By Station

1/1/2013 - 4/30/2013

	Building Fire	Fire Grass & Brush	Fire Other	Fire Vehicle	Medical	Vehicle Accident	Hazardous Conditions	Service Call	Good Intent	Total
Station 18	0	0	0	0	36	4	5	8	17	70
Station 19	1	0	4	3	117	6	10	30	58	229
Station 20	1	0	0	0	72	3	3	17	20	116
Station 21	0	1	2	0	105	5	6	33	36	188
Total	2	1	6	3	330	18	24	88	131	603

Incident Count





Response By Apparatus

1/1/2013 - 4/30/2013

	Building Fire	Fire Grass & Brush	Fire Other	Fire Vehicle	Medical	Vehicle Accident	Hazardous Conditions	Service Call	Good Intent	False Alarms	Total
C19							1				1
C20	3		4		3	1	7		9	1	28
E18	2		1		49	7	5	16	19	11	110
E19	2		6	2	79	6	11	24	25	17	172
E20	2				41	1	5	13	6	4	72
E21	3		2	1	108	5	9	35	34	14	211
E22	2	1			66	2	6	13	25	5	120
E23					10		2	3	5	1	21
E621					8			1	1		10
M18							1				1
ODR					3		2				5
OES					3	1			3		7
U18					1						1
Total	14	1	13	3	371	23	49	105	127	53	759

Aid Given and Received

Total	29
Auto Aid Given	65
Mutual Aid Given	39

