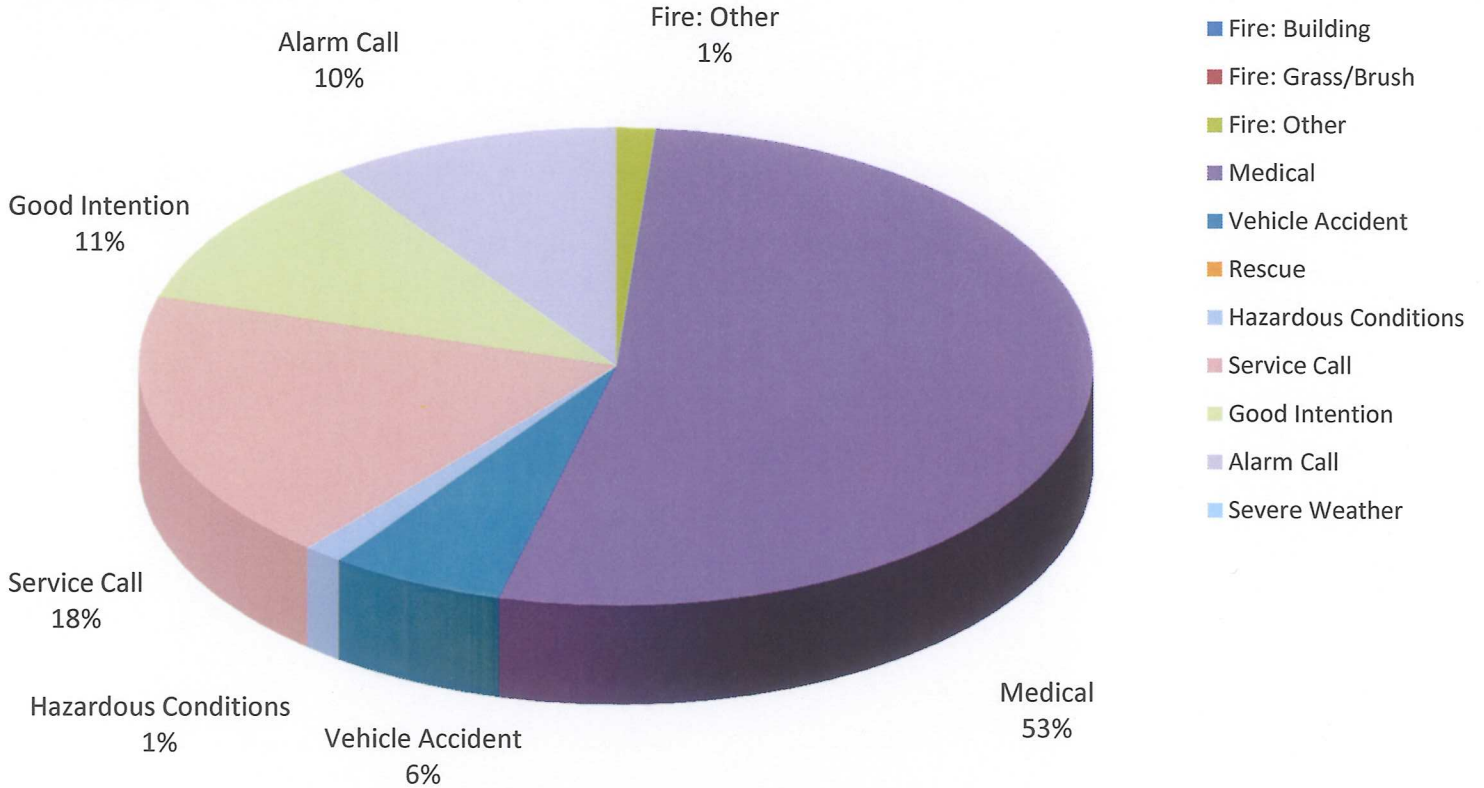




# Ross Valley Fire Department Service Area


Response By Station: March 2013

## Incident Type



Stations	18	19	20	21	Incident Total
<b>Incident Type</b>					
Fire: Building	0	0	0	0	
Fire: Grass/Brush	0	0	0	0	
Fire: Other	0	1	0	1	2
Medical	7	29	23	21	80
Vehicle Accident	2	4	2	1	9
Rescue	0	0	0	0	
Hazardous Conditions	0	2	0	0	2
Service Call	2	8	6	12	28
Good Intention	2	6	1	7	16
Alarm Call	2	6	2	5	15
Severe Weather	0	0	0	0	
<b>Total By Station</b>	<b>15</b>	<b>56</b>	<b>34</b>	<b>47</b>	<b>152</b>

AGENDA ITEM # 3  
 Date 4/10/13



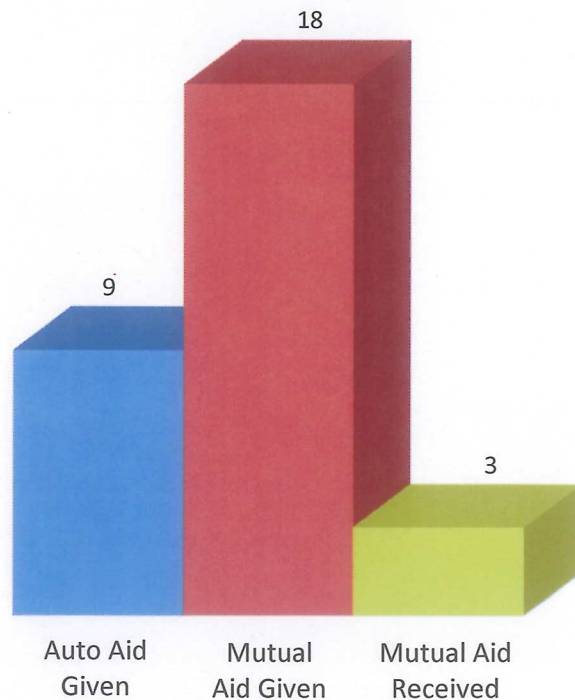
# Ross Valley Fire Department

March 2013

Apparatus Responses	Apparatus											
	Incident Type	E18	E19	E20	E21	E621	OES	E22	E23	Batt	Unit	Totals
Fire: Building	0	0	0	0	0	0	0	0	0	0	0	0
Fire: Grass/Brush	0	0	0	0	0	0	0	0	0	0	0	0
Fire: Other	1	2	0	1	0	0	0	0	0	2	0	6
Medical	9	29	12	26	0	0	10	0	0	1	0	87
Vehicle Accident	3	4	1	1	0	1	1	0	0	0	0	11
Rescue	0	0	0	0	0	0	0	0	0	0	0	0
Hazardous Conditions	0	2	0	0	0	0	0	0	0	1	0	3
Service Call	5	10	5	13	0	0	2	0	0	0	0	35
Good Intention	10	7	0	12	0	0	2	0	0	3	0	34
Alarm Call	5	6	2	7	0	0	1	0	0	1	0	22
Severe Weather	0	0	0	0	0	0	0	0	0	0	0	0
<b>Total By Apparatus</b>	<b>33</b>	<b>60</b>	<b>20</b>	<b>60</b>	<b>0</b>	<b>1</b>	<b>16</b>	<b>0</b>	<b>0</b>	<b>8</b>	<b>0</b>	<b>198</b>

## Aid Given and Received

Aid Received & Given	Total
Auto Aid Given	9
Mutual Aid Given	18
Mutual Aid Received	3

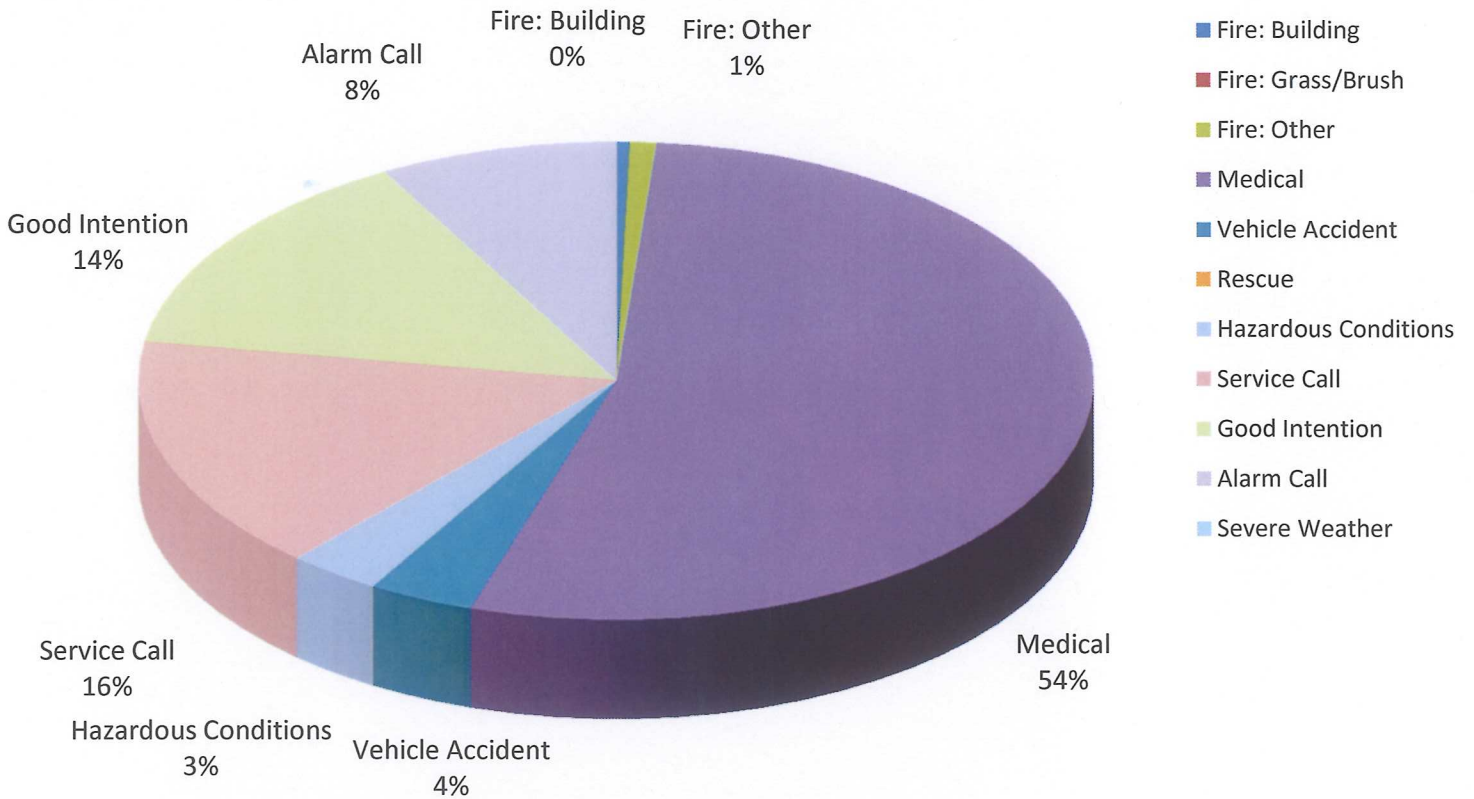





# Ross Valley Fire Department Service Area

Response By Station: Year to Date 2013

## Incident Type



Stations	18	19	20	21	Incident Total
<b>Incident Type</b>					
Fire: Building	0	1	1	0	2
Fire: Grass/Brush	0	0	0	0	
Fire: Other	0	2	0	2	4
Medical	24	95	58	62	239
Vehicle Accident	2	7	3	4	16
Rescue	0	0	0	0	
Hazardous Conditions	1	6	2	5	14
Service Call	7	25	11	28	71
Good Intention	7	31	12	14	64
Alarm Call	5	18	4	9	36
Severe Weather	0	0	0	0	
<b>Total By Station</b>	<b>46</b>	<b>185</b>	<b>91</b>	<b>124</b>	<b>446</b>



# Ross Valley Fire Department

Year to Date 2013

Apparatus Responses	Apparatus										
	E18	E19	E20	E21	E621	OES	E22	E23	Batt	Unit	Totals
Fire: Building	1	1	1	1	0	0	0	0	1	0	5
Fire: Grass/Brush	0	0	0	0	0	0	0	0	0	0	0
Fire: Other	0	1	0	1	0	0	0	0	1	0	3
Medical	15	14	15	30	3	0	26	4	0	0	107
Vehicle Accident	0	1	0	4	0	0	0	0	0	0	5
Rescue	0	0	0	0	0	0	0	0	0	0	0
Hazardous Conditions	2	3	2	3	0	0	3	0	3	0	16
Service Call	7	3	2	10	0	0	3	2	0	0	27
Good Intention	3	11	2	10	0	0	9	1	3	0	39
Alarm Call	2	5	1	2	0	0	2	0	0	0	12
Severe Weather	0	0	0	0	0	0	0	0	0	0	0
<b>Total By Apparatus</b>	<b>80</b>	<b>128</b>	<b>52</b>	<b>168</b>	<b>5</b>	<b>7</b>	<b>98</b>	<b>7</b>	<b>23</b>	<b>1</b>	<b>569</b>

Aid Received	18	19	20	21	Batt	Total
Mutual Aid Received	3	3	2	4	0	12

Aid Given	18	19	20	21	Batt	Total
Mutual Aid Given	18	3	0	12	4	37
Auto Aid Given	1	4	0	16	0	21

## Aid Received and Given By Station

- Auto Aid Given
- Mutual Aid Given
- Mutual Aid Received

