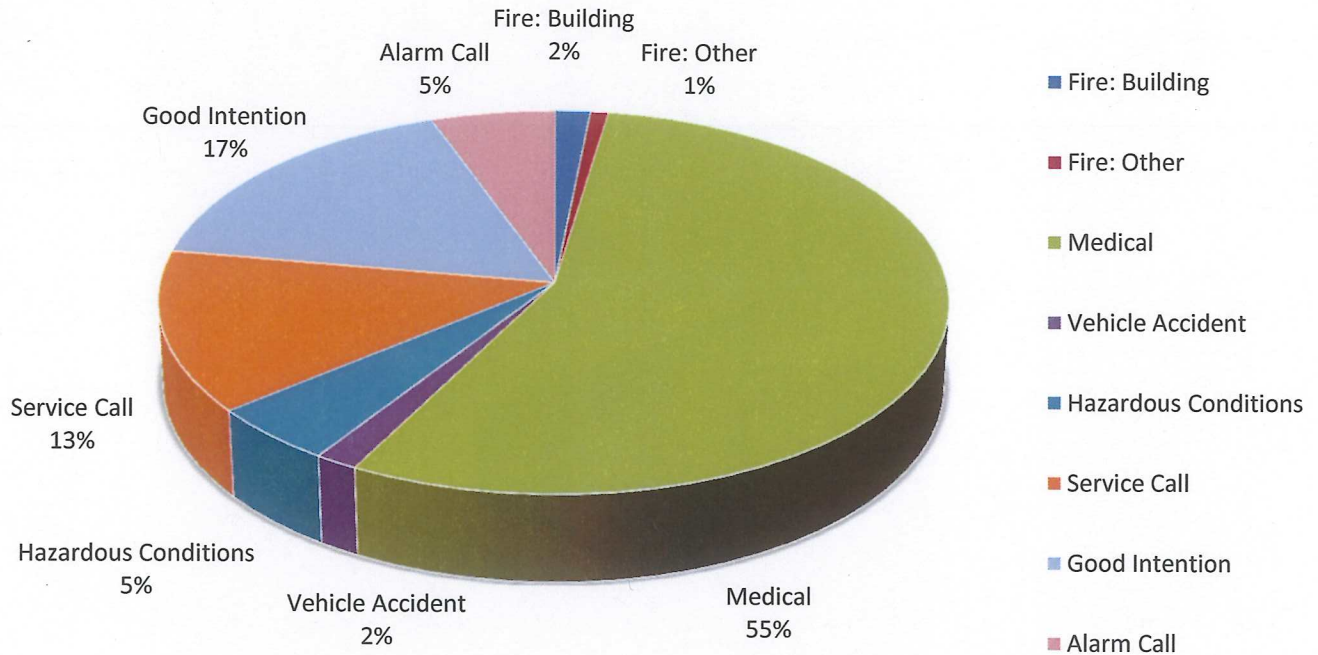




Ross Valley Fire Department Service Area

Response By Station: February 2013

Incident Total



Stations	18	19	20	21	Incident Total
Incident Type					
Fire: Building	0	1	1	0	2
Fire: Other	0	1	0	0	1
Medical	5	29	16	19	69
Vehicle Accident	0	1	1	0	2
Hazardous Conditions	0	1	1	4	6
Service Call	0	6	2	9	17
Good Intention	3	8	10	0	21
Alarm Call	1	4	0	2	7
Sum by Station	9	51	31	34	125

AGENDA ITEM # 4
 Date 3/13/13




Ross Valley Fire Department

February 2013

Apparatus Responses	Apparatus										
	Incident Type	E18	E19	E20	E21	E621	OES	E22	E23	Batt	U18
Fire: Building	1	1	1	2	0	0	2	0	2	0	9
Fire: Other	0	1	0	0	0	0	0	0	0	0	1
Medical	9	15	5	23	2	3	18	0	1	1	77
Vehicle Accident	1	1	0	0	0	0	1	0	0	0	3
Rescue	0	0	0	0	0	0	0	0	0	0	0
Hazardous Conditions	0	2	1	4	0	0	3	0	2	0	12
Service Call	1	4	0	9	0	0	5	0	0	0	19
Good Intention	3	3	2	7	0	3	9	0	2	0	29
Alarm Call	2	2	0	2	0	0	1	0	0	0	7
Severe Weather	0	0	0	0	0	0	0	0	0	0	0
Sum by Company	17	29	9	47	2	6	39	0	7	1	157

Aid Received	Total
Auto Aid Given	5
Mutual Aid Given	8
Mutual Aid Received	5

Aid Given and Received

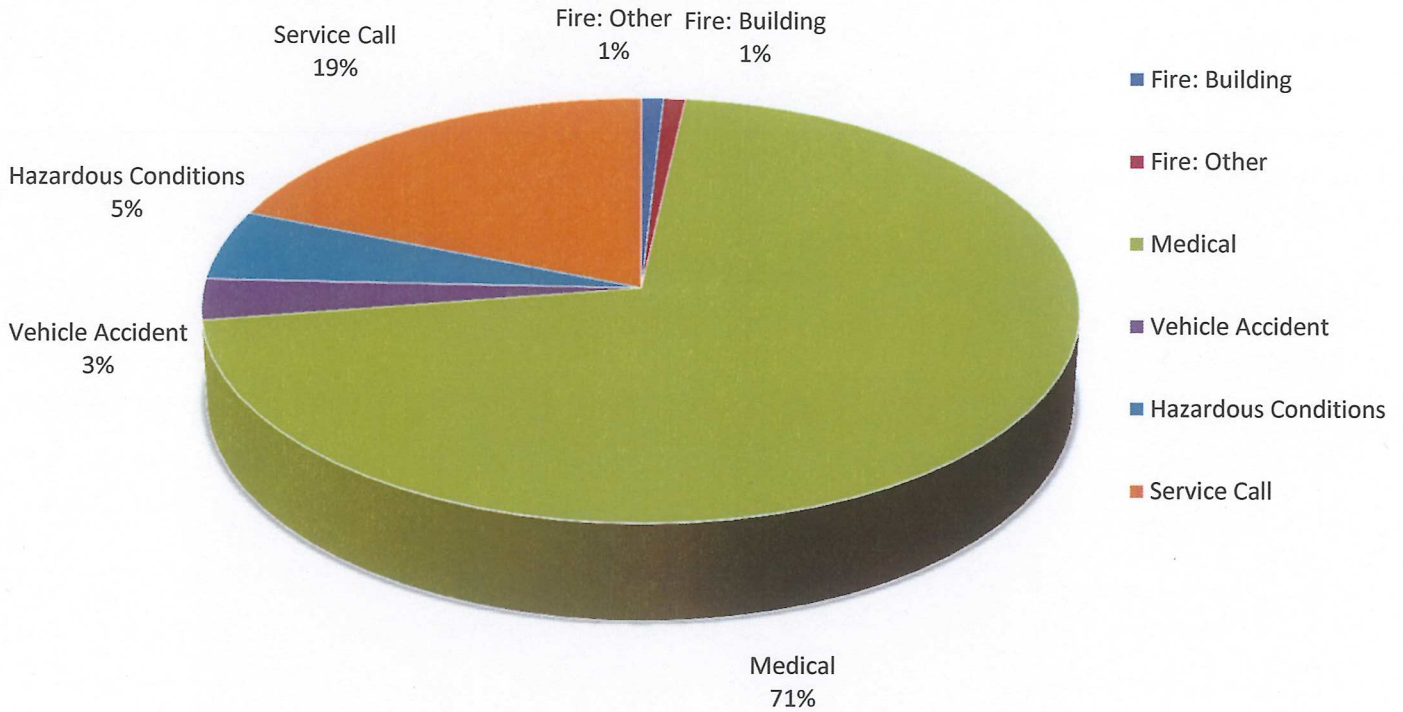




Ross Valley Fire Department Service Area

Response By Station: Year to Date 2013

Incident Total



Stations	18	19	20	21	Incident Total
Incident Type					
Fire: Building	0	1	1	0	2
Fire: Other	0	1	0	1	2
Medical	17	66	35	41	159
Vehicle Accident	0	3	1	3	7
Hazardous Conditions	1	4	2	5	12
Service Call	5	17	5	16	43
Good Intention	5	25	11	7	48
Alarm Call	3	12	2	4	21
Sum by Station	31	129	57	77	294



Ross Valley Fire Department

Year to Date 2013

Apparatus Responses	Apparatus										
	E18	E19	E20	E21	E621	OES	E22	E23	Batt	U18	Totals
Incident Type											
Fire: Building	2	2	2	3	0	0	2	0	3	0	14
Fire: Other	0	2	0	1	0	0	0	0	1	0	4
Medical	24	29	20	53	5	3	44	4	1	1	184
Vehicle Accident	1	2	0	4	0	0	1	0	0	0	8
Rescue	0	0	0	0	0	0	0	0	0	0	0
Hazardous Conditions	2	5	3	7	0	0	6	0	5	0	28
Service Call	8	7	2	19	0	0	8	2	0	0	46
Good Intention	6	14	4	17	0	3	18	1	5	0	68
Alarm Call	4	7	1	4	0	0	3	0	0	0	19
Severe Weather	0	0	0	0	0	0	0	0	0	0	0
Sum by Company	47	68	32	108	5	6	82	7	15	1	371

Aid Received	Total
Auto Aid Given	12
Mutual Aid Given	18
Mutual Aid Received	9

Aid Given and Received

